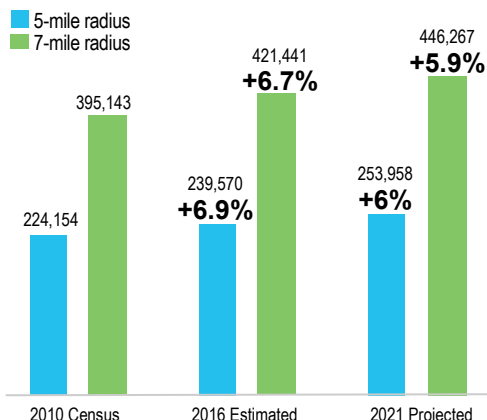


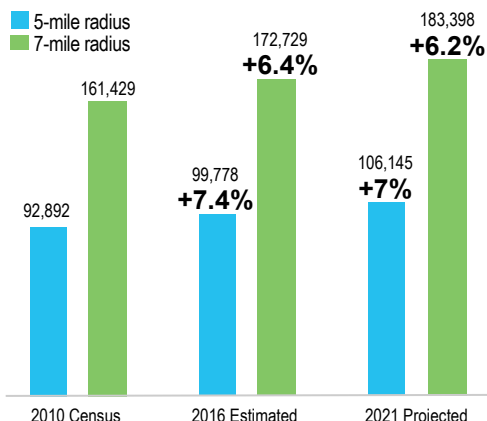
Area Demographics

2016 Fact Sheet

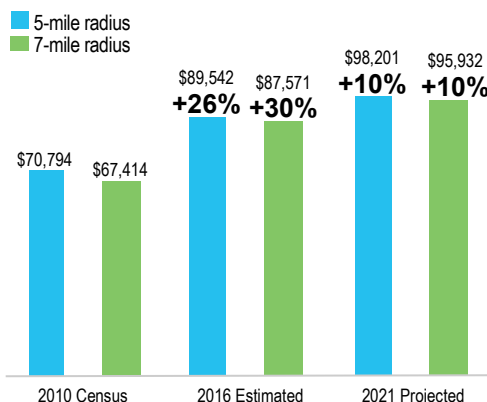
Population Growth



Households



Average Household Income



Household Income

\$150,000+
\$100,000-\$149,999
\$75,000-\$99,999
\$50,000-\$74,999
\$35,000-\$49,999
Less than \$35,000

5-Mile Radius

14.8%
15.8%
12.8%
17.7%
13.4%
25.5%

7-Mile Radius

14.3%
14.2%
11.6%
18.2%
14.0%
27.7%

Housing Values

\$400,000+
\$200,000-\$399,999
\$100,000-\$199,999
\$60,000-\$99,999
Less than \$60,000

5-Mile Radius

11.8%
33.6%
44.9%
6.3%
3.4%

7-Mile Radius

14.0%
30.8%
42.6%
8.1%
4.5%

Education

High School Graduate
Some College/Associate
Bachelor's Degree
Master's or Doctorate

5-Mile Radius

20.0%
35.1%
25.7%
11.0%

7-Mile Radius

21.0%
34.3%
24.4%
10.6%

Average Persons per Household

5-Mile Radius

2.4

7-Mile Radius

2.4

Average Age

5-Mile Radius

38.9

7-Mile Radius

38.0

Radius center: State Highway 183 and Central Drive, Bedford. Source: 2016 The Nielsen Company.

Hurst Euless Bedford Economic Development Foundation

At Home. In Business.

PO Box 969, Bedford, TX 76095 817-540-1053, fax 817-267-5111 edf_info@heb.org